

LOCATOR IMPLANT ABUTMENTS

Self-Aligning Lowest Profile



*LOCATOR Patent No. 6,030,219

- * Lowest Profile
- * Self-Aligning
- * Dual Retention
- * Long Lasting
- * Choice of Retention
- * Easy Solution for Divergence
- * Money-Back Guarantee

SELF ALIGNING

The LOCATOR Implant Attachment features a denture component with a skirt that easily locates the mating implant abutment.

This self-aligning ability of the attachment aids the patient in positioning their prosthesis in a similar manner as a guide plane created by a milled bar. The implant retained overdenture can be properly seated without damage to the attachment components. This is especially important for a patient lacking anatomical structures necessary to orient their denture due to a severely resorbed mandibular ridge.

Clinical use has proven the ability of the LOCATOR Implant Attachment to correct patient problems with inserting their implant retained overdenture in as little as one appointment.



Self-locating design allows a patient to easily seat their overdenture.


INCREDIBLE DURABILITY

The unique Dual Retention innovation provides the LOCATOR Implant Attachment with more than twice the amount of retention surface area available with other attachments. A combination of inside and outside retention ensures long lasting performance.

Delsen Testing Laboratories was contracted to measure retention of the LOCATOR Implant Attachment compared to the Stern ERA* Implant Attachment during 60,000 cycles of function. The chart below shows the number of cycles of attachment function for the retention of both attachments to fall below 0.5 pounds.

This independent laboratory test clearly demonstrates the incredible wear resistance of the LOCATOR attachment with its patented Dual Retention design.

**INSERTION AND EXTRACTION TEST
OF RETENTION LOSS
(CYCLES TO 0.5 POUNDS RETENTION)**



*ERA is a trademark of Sterngold-Implamed. Photographs courtesy of Dr. Allen Schneider and Paul Zuest.

LOWEST HEIGHT

The LOCATOR Implant Attachment is designed to reduce the height of abutment restoration on all brands of endosseous implants.



3.17mm 4.85mm 5.82mm 6.14mm 6.22mm
LOCATOR ERA Dal-Ro O-Ring EDS

With a total attachment height (male plus abutment) of only 3.17mm for an externally hexed implant, the LOCATOR saves a minimum of 1.68mm to 3.05mm of inter-occlusal space compared to other implant overdenture attachments.

USE WITH DIVERGENT IMPLANTS

The LOCATOR system allows restoration of a non-parallel implant with angulation of up to 20 degrees (equal to 40 degrees of total divergence between two implants).

LOCATOR IMPLANT ATTACHMENT



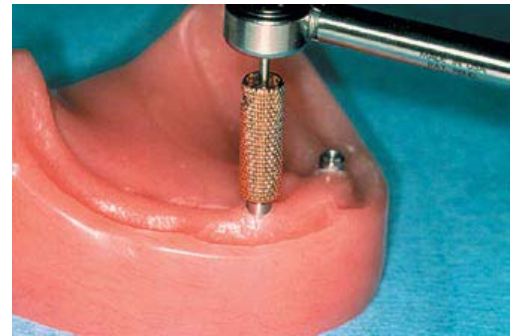

The LOCATOR Abutment has an internal drive design.



A special LOCATOR Abutment Driver fits into the abutment.



The LOCATOR Abutment Driver (which is the third part of the Core Tool) is used to thread the abutment into the implant.



A torque wrench will fit into the backside of the driver if 20Ncm of torque is desired.

Utilizing the existing LOCATOR Abutment, the white nylon Replacement Male is used to restore a non-parallel implant with up to 10 degrees of angulation. The Extended Range green nylon Replacement Male can accommodate an angled implant between 10 and 20 degrees.

EASY TO CHANGE

The LOCATOR Implant Attachment system features a Core Tool that contains three tools in one, for easy replacement of the LOCATOR male component, and abutment insertion.

The curved Male Removal Tool portion has a hook on the end of it to catch and pull the nylon male liner out of the permanent metal housing. The middle section is the Male Seating Tool which is used to seat a replacement male into the metal cap. The third part of this handy tool is the LOCATOR Abutment Driver.

CHANGE MALES IN 30 SECONDS FLAT USING A HAND TOOL



CORE TOOL

WHAT CLINICIANS REPORT ABOUT THE LOCATOR

"The patient was waiting for me on my doorstep and crying out of frustration. I changed his attachment to a LOCATOR and this is the first time he can easily snap in his own denture. He couldn't be happier, and neither could I."

Jeff Kosoris, D.D.S.
Waxahachie, TX

6 Month Followup:

"This case was the proverbial 'case from hell' until the LOCATORS. The case has been trouble free and the patient very satisfied. There is no way I can thank you enough for solving the problem I had with this case."

Jeff Kosoris, D.D.S.
Waxahachie, TX

"The patient presented to our office with a chief complaint of not being able to retain his lower denture. We placed four LOCATOR attachments into a newly constructed denture. The results have been phenomenal. The denture is extremely secure. The patient is extremely pleased with the results."

Laurence C. Breiterman, D.M.D.
Wayne, NJ

"I removed the attachment from the denture and directly cold cured a LOCATOR in place in the mouth. It fit excellently after directly placing in the mouth. The patient was extremely satisfied."

Gary J. Blanchette, D.D.S.
Sulphur, LA



PRY-OUT

"The LOCATOR overdenture attachment system provides the method of choice for fabricating implant and root retained overdentures. It is well designed, durable, and very simple to use. Best of all, placement is extremely easy for patients as they can literally 'bite' them into place."

Richard A. Moselle, D.D.S.
Culver City, CA



SNAP-IN

THE LOCATOR MONEY-BACK GUARANTEE

We're so certain that you and your patient will be pleased with the LOCATOR Implant Attachment that we offer this simple guarantee: If you are not satisfied with any LOCATOR attachment within one year of purchase, we will refund your purchase price.



LOCATOR IMPLANT ATTACHMENT

Available to fit all major implant systems, with abutment tissue cuff heights ranging from 0mm to 4mm.



Zest Anchors, Inc.

1.800.262.2310

2061 Wineridge Place, #100 Escondido, CA 92029

Tel: 760.743.7744 | Fax: 760.743-7975